

Supervision Gadget

AUTHOR: MyOpen Community Administrator

CATEGORY: Official Tools

PUBLISH DATE: 22 mayo 2013

Introduction

Bticino and **Legrand** released the **Supervision Gadget v2**.

It is a desktop application multiplatform that allows the control of a My Home automation system.

It is available in two different versions, depending on the brand you have installed: Bticino or Legrand.

The graphic reflects the user interface of configuration softwares and touch screens (3,5" and 10").

The Supervision Gadget provides the following functions:

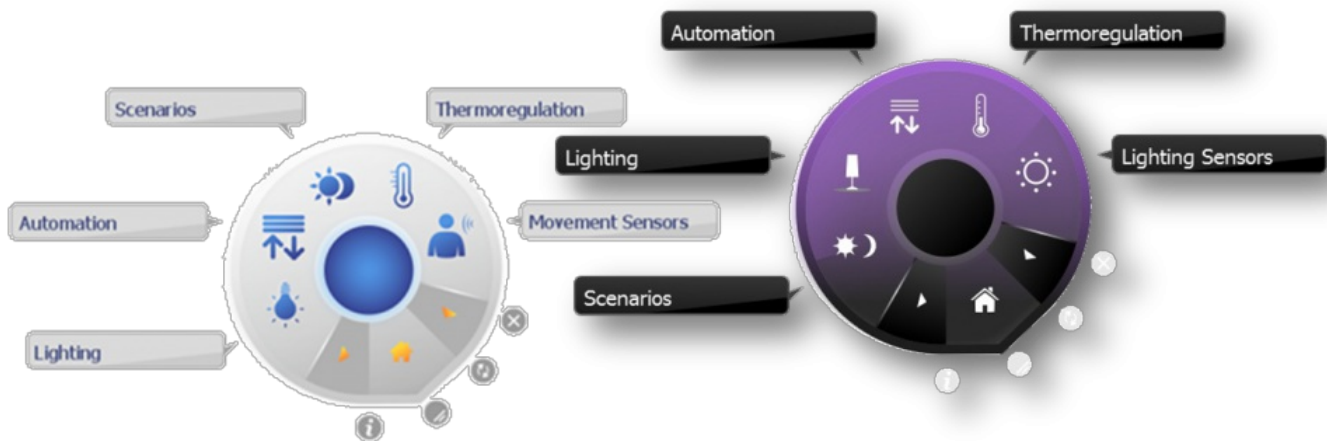
- Lighting and automations
- Scenarios (scenario module and scenario programmer)
- Temperature control
- Movement and lighting sensors
- Energy Data
- Sound diffusion
- Load management
- Full Screen mode
- Autoupdate
- Possibility to manage more systems (Web Servers) at the same time.

Once you've downloaded and installed the software, available in the [community](#), you will find these three links:

- Configuration Software
- Supervision Gadget
- Demo of the Supervision Gadget

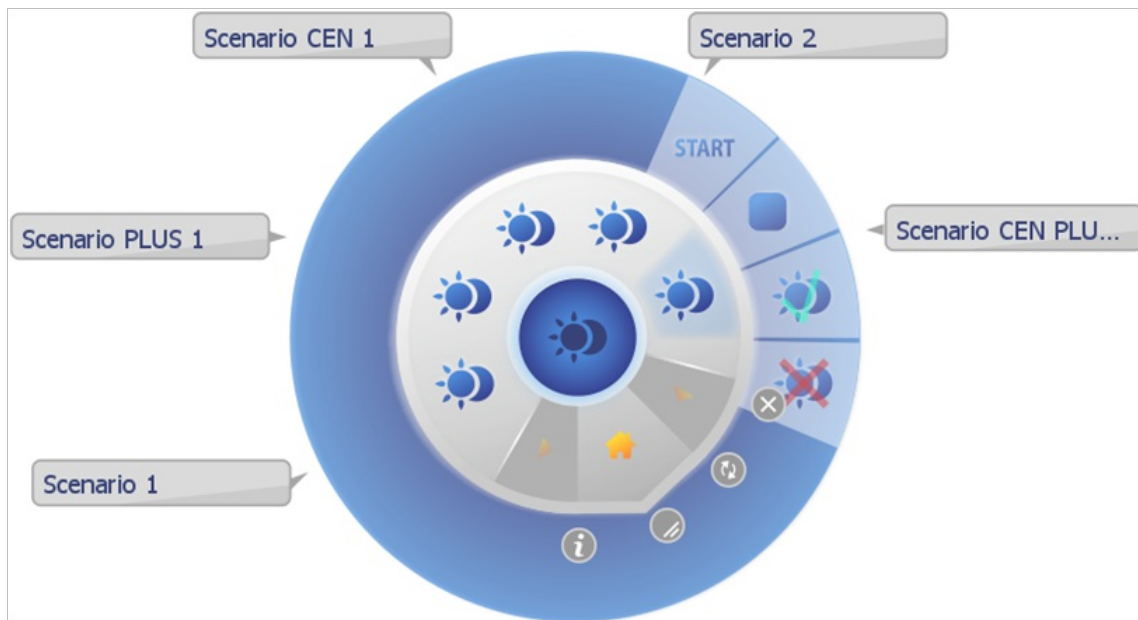
Usage Examples

GADGET STRUCTURE



- First ring: items list and their status
- Center: icons of the function chosen
- Second ring: commands (when available)

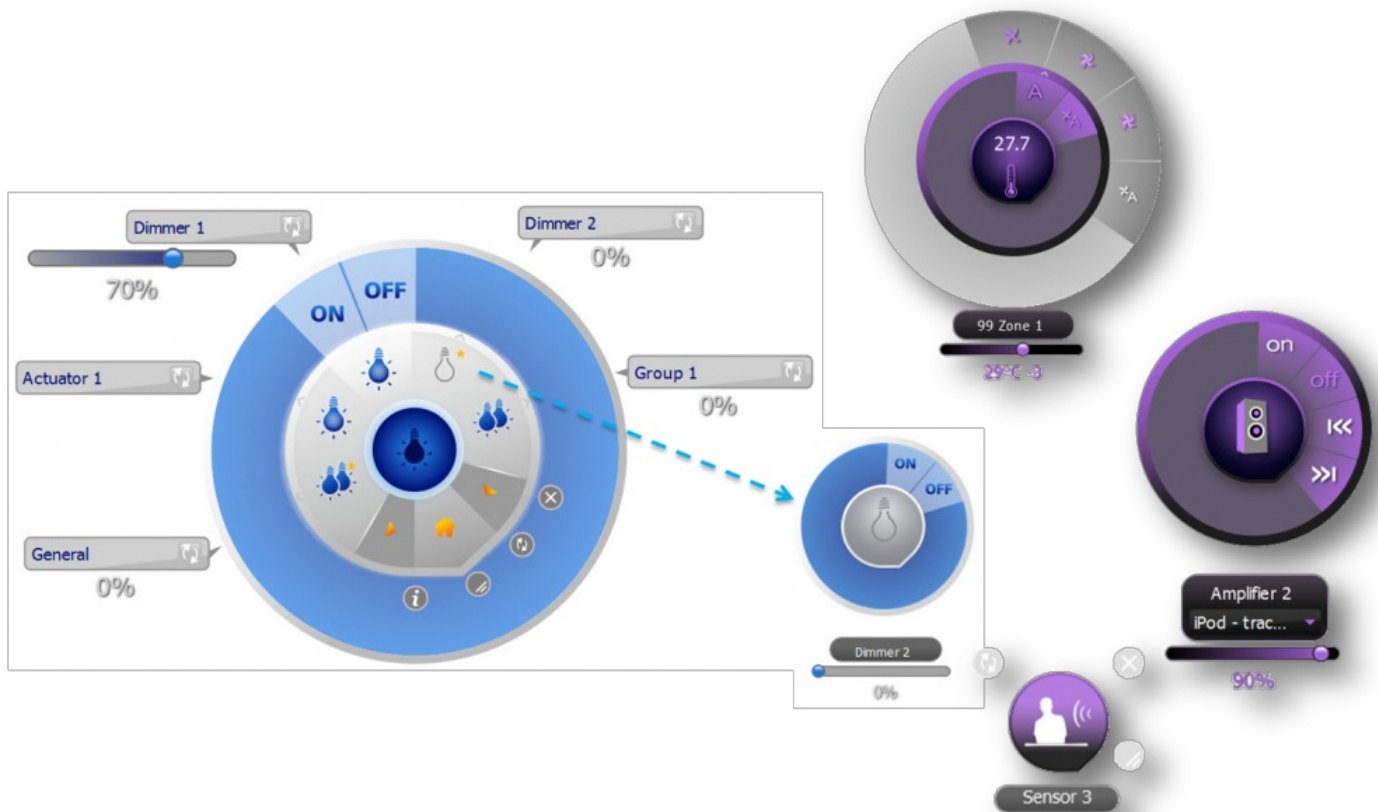
SCENARIOS' PAGE



According to the kind of configured scenario you will find different commands:

- Start for scenario module
- Start/Stop, Enable/Disable for Scenario Programmer (CEN)
- Start/Stop and regulation for Scenario Plus.

FAVOURITES PAGE



After a pressure of 2 seconds, it is possible to drag and drop single items out of the gadget area in order to have them directly available.